

2021 QATAR OFF-ROAD CHAMPIONSHIP (Cars)

GENERAL REGULATIONS

Article		Page
1	General conditions	2
2	Organisation Committee	2
3	Calendar	2
4	Definitions	2
5	Participation, Entry Form, Entry Fees	2
6	Insurance	3
7	Eligible vehicles	3
8	Identification / Advertising	4
9	Administrative checks and Scrutineering	4
10	Driving conduct and Reconnaissance	4
11	Service	4
12	Fuel – Refuelling	4
13	Tyres	4
14	Parc Fermé	4
15	Final checks	5
16	Prizes & Awards in each round	5
17	2021 QORC / car classification	5
18	Prizes & Awards of 2021 QORC / car	6
19	Protests and Appeals	6
Appendix 1	“Survival” specific regulations	7
Appendix 2	Cross-Country Baja specific regulations	8
Appendix 3	Entry Form	11
Appendix 4	Identification / Advertising	12
Appendix 5	Definitions	13
Appendix 6	Control signs	15

1. General conditions

- 1.1 Qatar Motor and Motorcycle Federation (QMMF) organises 2021 Qatar Off-road Championship for cars (2021 QORC / cars) which includes:
- One QORC / cars championship for drivers
 - One QORC / cars championship for co-drivers
- 1.2 2021 QORC / cars rounds are organised in accordance with the FIA International Sporting Code, the 2021 FIA Cross-Country Rally Sporting Regulations (where applicable), these General Regulations and the Supplementary Regulations of the event concerned.
- 1.3 2021 FIA Cross-Country Rally Sporting Regulations are available at:
[2021 fia cross-country rally sporting regulations.pdf](#)
- 1.4 2021 QORC / cars will include events of two types:
- “Survival” (see Appendix 1 for specific regulations)
 - Cross-Country Baja (see Appendix 2 for specific regulations)
- The maximum duration of a round will be two days from the scrutineering until the posting of final results.

2. Organisation Committee

Chairman Abdulrahman Al Mannai
Members Abdulrazaq Al Kuwari
 Amro Al-Hamad

3. Calendar

Round	Type of event	Date
Round 1	“Survival”	05/06 February
Round 2	Cross-Country Baja	19/20 March
Round 3	“Survival”	08/09 October
Round 4	Cross-Country Baja	15/16 October
Round 5	“Survival”	12/13 November
Round 6	Cross-Country Baja	03/04 December

The organising committee reserves the right to modify the calendar and/or to cancel any round particularly if less than 7 vehicles have been entered.

4. Definitions

See Appendix 6.

For the application of any article of these General Prescriptions, to be considered as participant in a round a competitor must pass administrative checks and scrutineering, regularly check-in at TC1 (where applicable) and take the start of the competitive element of that round.

5. Participation, Entry Form, Entry Fees

- 5.1 Anyone wishing to take part in a round of 2021 QORC / cars must send the official entry form duly completed to the rally secretariat before the date of entries closure. The entry form is attached to these General Regulations and available on the organizer’s website www.qmmf.com.
- 5.2 An entry application will be accepted only if accompanied by the payment or the proof of payment of the entry fees which will be:
- For entries received no later than 8 days before scrutineering: QR 1000
 - For entries received no later than 48 hours before scrutineering: QR 1500

5.3 Payment Details

All entry fees may be paid by bank transfer, to the following bank account:

Qatar Motor & Motorcycle Federation (QMMF)

Bank name: Qatar International Islamic

Bank Branch: Main Branch, Grand Hamad Avenue, P.O. Box 664, Doha, Qatar.

IBAN: QA15 QIIB 0000 0000 1111 4100 6600 1

Account Number: 1111-410066-001 / Swift Code: QIIBQAQA

Registration office must be notified by e-mail once a transaction is made through the bank.

5.4 Entry fees will be refunded in full:

- to candidates whose entry has not been accepted,
- in case of the event not taking place.

5.5 Anyone registered to take part in a round of 2021 QORC / cars will be automatically registered for 2021 Qatar Off-road Championship for cars.

5.6 «One-Event Licence» will be accepted only once throughout the racing season.

6. Insurance

The entry fees include third party insurance.

7. Eligible Vehicles

7.1 Each round of 2021 QORC / car will be open to vehicles of the following classes:

- Class 1 – FIA Group T3 Vehicles complying with Appendix J Art. 286 and FIA Group T4 Vehicles complying with Art. 286A.
- Class 2 – National T3 Series Production vehicles
- Class 3 – National T3 Modified vehicles
- Class 4 – T1 and T2 vehicles providing they comply with scrutineering and safety eligibility

7.2 Class 1

Vehicles of Class 1 must be of a model homologated in T3 or T4 by FIA and have a FIA Technical passport, which must be presented at the scrutineering of each event.

7.3 Class 2

Vehicles based on production series products where the following components must be strictly in conformity with the standard series parts:

- Suspension
- Braking system
- Electricals and battery
- Exhaust system (manifold standard, exhaust pipe and muffler free)
- Wheels
- Vehicle body exterior and interior (factory design)
- Transmission
- Engine
- ECU
- Water cooling
- Turbo

7.4 Minimum weight

- Class 1 – as per 2021 FIA Appendix J, Article 286 /5.1 (FIA T3) or 2021 FIA Appendix J, Article 286A /6.1 (FIA T4)
- Class 2 – 800 kg
- Class 3 – 900 kg

7.5 Air restrictors

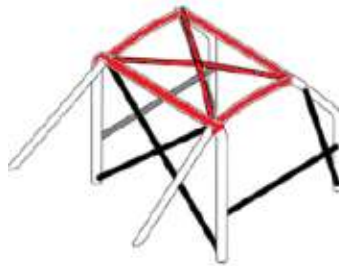
All supercharged engines must be fitted with an air restrictor. All the air necessary for feeding the engine must pass through this (these) restrictor(s), which must comply with Article 284-6.1, except for its maximal internal diameter which is 32 mm.

It is possible to use 2 air restrictors provided that the diameter normally used for one restrictor is divided by 1.4142.

7.6 Protective paddings (valid for all vehicles)

All tubes of the cage identified on the below drawing and all roof reinforcements must be fitted with paddings in compliance with FIA standard 8857-2001, type A (see technical list n°23).

Each padding must be fixed in such a way that it is not moveable from the tube.



7.7 A competitor may freely replace the vehicle declared on the entry form with another from the same class, up to the moment of scrutineering.

8. Identification / Advertising

2021 FIA Cross-Country Rally Sporting Regulations Articles 19, 20 and 21 apply.

9. Administrative checks and Scrutineering

2021 FIA Cross-Country Rally Sporting Regulations Articles 22, 23 and 24 apply.

Details regarding Administrative Checks and Scrutineering, including location, individual convocation times and cash penalty for late check-in, shall be given in the supplementary regulation of each event.

10. Driving conduct and Reconnaissance

2021 FIA Cross-Country Rally Sporting Regulations Articles 27 and 28 apply.

11. Service

2021 FIA Cross-Country Rally Sporting Regulations Articles 50, 51, 52 and 54 apply.

12. Fuel – Refuelling

2021 FIA Cross-Country Rally Sporting Regulations Articles 55.1, 55.3 and 57.1 apply.

13. Tyres

2021 FIA Cross-Country Rally Sporting Regulations Articles 10.3 to 10.7 apply.

The supplementary regulations of each round will stipulate the maximum number of tyres that may be used.

14. Parc Fermé

2021 FIA Cross-Country Rally Sporting Regulations Article 58 applies.

15. Final Checks

2021 FIA Cross-Country Rally Sporting Regulations Articles 26 applies.

16. Prizes & Awards in each round

16.1 General Classification

1st – Trophy

2nd – Trophy

3rd – Trophy

16.2 Class Classification

No. of participants	1 - 3	4 or more
1 st	Trophy and QR 5,000	Trophy and QR 5,000
2 nd	Trophy	Trophy and QR 4,000
3 rd	Trophy	Trophy and QR 3,000

17. 2021 QORC / cars classification

17.1 In each round drivers and co-drivers will be awarded according to the following scales:

- General Classification

1 st	25 points	5 th	10 points
2 nd	18 points	6 th	8 points
3 rd	15 points	7 th	6 points
4 th	12 points	8 th	4 points

All other classified drivers and co-drivers will be awarded 2 points.

All non-classified participants (drivers and co-drivers) will be awarded 1 point.

- Class Classification

No. of participants	1 - 3	4 - 5	6 or more
1 st	3 points	3 points	3 points
2 nd		2 points	2 points
3 rd			1 point

17.2 Double points will be awarded for the General Classification and Class Classification on the last round of the championship.

17.3 For each competitor all results will be considered for the final classification.

17.4 To be classified a competitor must participate in a minimum of 3 championship events.

18. Prizes & Awards of 2021 QORC / cars

At the end of the season, the following prizes will be awarded according to the general classification of the Championship:

- Drivers

1 st	Trophy and QR 80.000	6 th	Trophy
2 nd	Trophy and QR 60.000	7 th	Trophy
3 rd	Trophy and QR 40.000	8 th	Trophy
4 th	Trophy	9 th	Trophy
5 th	Trophy	10 th	Trophy

- Co-drivers

1 st	Trophy	6 th	Trophy
2 nd	Trophy	7 th	Trophy
3 rd	Trophy	8 th	Trophy
4 th	Trophy	9 th	Trophy
5 th	Trophy	10 th	Trophy

19. Protests and Appeals

2021 FIA Cross-Country Rally Sporting Regulations Article 61 applies.

19.1 Protest Fees

- Sum of the protest fee: QR 5000.
- If the protest requires the dismantling and re-assembly of a clearly defined part of the vehicle (engine, transmission, braking system, electrical installation, bodywork, etc.), the claimant must pay an additional deposit of QR 5000.
If the protest requires the dismantling and re-assembly of different parts of a vehicle, the claimant must pay an additional deposit of QR 5000 minimum.

19.2 Appeal Fees

Sum of the national appeal fee: QR 8000.

Appendix 1 – “Survival” specific regulations

1. Characteristics of the events

Each round will be run on a desert circuit specially designed for the purpose.

2. Start area

Before the start of the competition element of the event, the Organiser may assemble all the competing vehicles in a start area, into which they must be driven before the start time as detailed in the supplementary regulations.

The exclusively pecuniary penalties for late arrival in the starting area shall be specified in the supplementary regulations.

No service is allowed in the starting area.

3. Start procedures

The starting procedures of each “Survival” event shall be detailed in the supplementary regulations.

4. Duration of the event

The duration of each “Survival” event shall be detailed in the supplementary regulations.

5. Speed Control Zones

- For safety reasons, the Organisers may establish speed control zones in clearly defined areas of the “Survival” circuit.
- The start of each speed control zone will be indicated by a “SZ” panel and the end of zone by a “FZ” panel.
- In the event of an infringement, the competitor will be penalised by the Clerk of the Course. The penalties will be as follows:
 - Between 1 and 5 kph: 10 seconds x the number of pulses
 - Between 6 and 15 kph: 1 minute x the number of pulses + a fixed amount of QR 200
 - Between 16 and 40 kph: 2 minutes x the number of pulses + a fixed amount of QR 400
 - Over 40 kph: 5 minutes + a fixed amount of QR 1,000.

Appendix 2 – Cross-Country Baja specific regulations

1. Characteristics of the events

Each round will be run over desert terrain. The total distance of the special stages of a Cross-Country Baja will be between 100 and 300 kms.

2. Start

2.1 Start area

Before the start of the competitive element of the event, the Organiser may assemble all the competing vehicles in a start area, into which they must be driven before the start time as detailed in the supplementary regulations.

The exclusively pecuniary penalties for late arrival in the starting area shall be specified in the supplementary regulations.

No service is allowed in the start area.

2.2 Starting order and intervals

The starting order for a Cross-Country Baja as well as the start intervals shall be detailed in the supplementary regulations.

2.3 Start of the Selective Section

- At the start of the Selective Section, when the vehicle comes to a stop in front of the starting control, the timekeeper on duty will call out the last 30 seconds, 15 seconds and last five seconds one at a time. After the last five seconds, the starting signal will be given and this must be immediately followed by the start of the motorcycle.
A countdown clock or a system of lights may also be used.
- A start made before the official has given the signal will be penalised by a minimum of one minute. This penalisation does not rule out more serious sanctions that may be applied by the Stewards, particularly in the case of a repeated offence.
- Remaining for more than 30 seconds on the start line after the starting signal, will incur a penalty of two minutes.
- The start of a Selective Section can be delayed by the timekeeper only.
- Any crew refusing to take the start of a Selective Section at the time and in the position that have been allotted will be penalised.
- When a crew is unable to present the engine of their vehicle running at the start of a Selective Section, the penalty shall be one minute per minute of lateness.
- Any crew reporting more than 30 minutes late at the start of any section of the event shall not be allowed to start that section and will be deemed to have retired.

3. Arrival of the Baja

- The finish time of a Selective Section is recorded at the flying finish.
- Stopping between the yellow warning sign and the stop sign is forbidden and in case of an infringement a 15-minute time penalty will be applied by the Clerk of the Course.
- Timing will be recorded with print-out equipment at the finish line and be backed up by any other means. The timekeepers must be positioned level with the finish line, indicated by the two signs bearing a chequered flag on a red background.
- The crew must report to the stop point indicated by the red "STOP" signs. A competitor who does not stop at the stop point will incur a penalty of 1 hour.

4. Timecards

Unless stipulated otherwise in the supplementary regulations, timecards will not be issued.

5. Control zones

2021 FIA Cross-Country Rally Sporting Regulations Article 35 applies.

6. Passage Controls

2021 FIA Cross-Country Rally Sporting Regulations Article 36 applies.

7. Crossroad Controls

2021 FIA Cross-Country Rally Sporting Regulations Article 35.5 applies.

8. Waypoints

8.1 All waypoints are contained in the memory of the NAV-GPS provided by the Organiser.

8.2 The crew must pass through all waypoints in chronological (ascending) order and is not allowed to drive back to get a previously missed waypoint.

8.3 The penalty for the non-validation of a waypoint, as well as the maximum number of waypoints which may be missed during a leg, is stipulated in the supplementary regulations of each event.

8.4 WPV (Visible Waypoint)

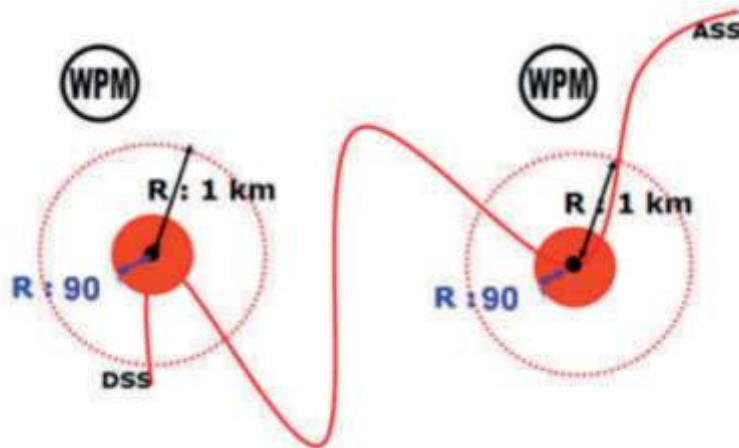
Travelling towards a visible waypoint, all information is displayed on the screen of the NAV-GPS at any time when the WPV is selected. WPVs are usually used from the service park/bivouac to the SS start and from the SS finish to the service park/bivouac. In order to validate a WPV a competitor must pass within 90 metres of it.

8.5 WPE (Eclipse Waypoint)

A waypoint which becomes completely visible on the NAV-GPS once the previous one in the chronological order has been validated, whatever the distance between the previous one and the WPE may be. In order to validate a WPE a competitor must pass within 90 metres of it.

8.6 WPM (Masked Waypoint)

The NAV-GPS directs the competitor towards this point only once he has come within a minimum 1 km radius of it. In order to validate a WPM a competitor must pass within 90 metres of it.



8.7 WPS (Waypoint Safety)

A waypoint used to ensure competitors' safety. The NAV-GPS directs the competitor towards this point only once he has come within a minimum 800 m radius of it, or if a previous WPS has been validated if the distance is shorter. In order to validate a WPS a competitor must pass within 90 metres of it.

9. Speed Control Zones

- Organisers must establish speed control zones when a Selective Section passes through a populated area and at other locations at their discretion.
- The start of the speed control zone will be indicated in the Road Book by a box marked "SZ" and by a waypoint (WPS or WPE).

90 metres before this waypoint, competitors will be informed by their NAV-GPS that they are approaching a speed control zone.

90 metres after this waypoint, the tolerance zone, within which no penalty applies, ends.

- The end of the speed control zone will be indicated in the Road Book by a box marked 'FZ' and by a waypoint (WPE).
90 metres before this waypoint the tolerance zone, within which no penalty applies, begins.
- Within a speed control zone, organisers may specify a speed limit of 30, 50 or 90 kph. The speed imposed will be permanently displayed on the NAV-GPS.
If there is a divergence between the Road Book and the NAV-GPS, the information given by the NAV-GPS will prevail.
- In the event of an infringement, the competitor will be penalised by the Clerk of the Course. The penalties will be as follows:
Between 1 and 5 kph: 10 seconds x the number of pulses
Between 6 and 15 kph: 1 minute x the number of pulses + a fixed amount of QR 200
Between 16 and 40 kph: 2 minutes x the number of pulses + a fixed amount of QR 400
Over 40 kph: 5 minutes + a fixed amount of QR 1,000.

Appendix 3 – Entry Form



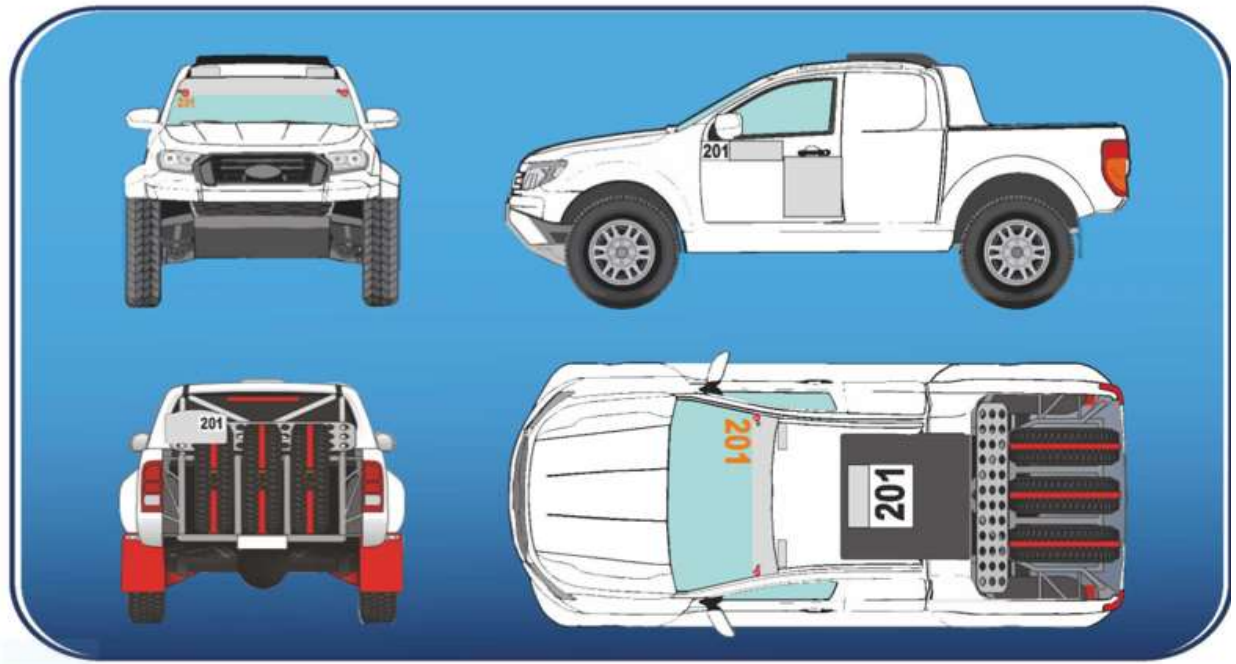
2021 QATAR OFF-ROAD CHAMPIONSHIP CARS ENTRY FORM			
ROUND		1st DRIVER	2nd DRIVER
Team Name			
First (given) Name			
Family Name			
Date of birth			
Nationality			
Male/Female			
Passport No / ID Number			
Issuing Date			
Expiry Date			
Postal address for Correspondance			
FIA Licence Number			
Issuing ASN			
Telephone No			
Mobile Telephone No			
Email address			
Next of Kin			
Relationship			
Tel. Number			
Signature			

I, the undersigned take part in the Sealine Cross Country Rally at my own risk. I exonerate the FIA, QMMF, the Organizers and officials, their employees, officers and agents from any and all liability for any loss, damage or injury, which I may incur in the course of the event. Furthermore, I undertake to indemnify and hold harmless the FIA, QMMF, the Organizers and officials, their employees, officers and agents from and against any and all liability to third parties for any loss, damage or injury which I am jointly and severally liable.

DETAILS OF THE CAR			
Make		Registration No.	
Model		Cubic Capacity	
Year of Manufacture		Chassis No.	
Group / Class		Engine No.	
Homologation No		Predominant Colour	
Country of registration		Tech. Passport No.	

Entry Fees	
Entries received no later than 8 days before scrutineering:	QR 1000
Entries received no later than 48 hours before scrutineering:	QR 1500

Appendix 4 – Identification / Advertising



	Identification	Advertising	
		Compulsory	Optional
2 front door panels (67x17 cm)	X	X	
1 roof panel (50x52 cm)	X	X	
1 rally plate	X	X	
1 number panel (20x10 cm)	X	X	
1 sticker (67x6 cm) above or below A		X	
2 strips (25x10 cm)		X	
2 side panels (50x52 cm)			X

Appendix 5 - Definitions

BEGINNING OF THE EVENT

The event begins on the day of administrative checks. The competition element of the event begins at the first time control (TCO).

BRIEFING

A briefing is a meeting where the Organiser will provide additional information to the crews. At the first briefing of an event, the participation of at least one crew member is compulsory. The date, time and attendance requirements must be specified in the Supplementary Regulations.

BULLETIN

An official written document intended to clarify or complete the Supplementary Regulations of the event.

COMMUNICATION

Official written document of an informative nature which may be issued by either the Clerk of the Course or the Stewards.

CONTROL AREAS

The area between the first yellow warning sign and the final beige sign with three transverse stripes is considered as the control area.

COG (CAP OVER GROUND)

Information given by the GPS, indicating the heading followed by a moving vehicle.

CTW (CAP TO WAYPOINT)

Information given by the GPS, indicating the heading to follow up to the next Waypoint.

DECISION

A document issued by the Clerk of the Course or the Stewards to announce their findings following an inquiry, hearing or investigation.

END OF THE EVENT

The event ends upon the posting of the Final Classification. The competition element of the event finishes at the final time control.

FZ

The end of a speed control zone, marked by a waypoint.

GPS (GLOBAL POSITIONING SYSTEM)

A system using satellites to localise precisely longitude, latitude and altitude at any point on earth.

LEG

Each competitive part of the event separated by an overnight halt or overnight regroup.

MAXIMUM TIME

The maximum target time, calculated by the Organiser, within which the rider must validate various controls.

NEUTRALISATION ZONE

A zone between parts of a Selective Section. An area in which competitors arrive and leave separated by the same interval, timed to the second. The start of the following part of the Selective Section will be at a target start time, determined by adding the neutralisation time to the arrival time for the previous part of the Selective Section. No intervention on the vehicle is allowed apart from that carried out by the rider itself, or by any competitor still in the competition, with the on-board equipment.

OFFICIAL TIME

Time to be used during the event by the Organiser and specified in the Supplementary Regulations.

PARC FERMÉ

An area in which any operation, checking, tuning or repair on the vehicle is not allowed unless expressly provided for by these regulations and where only authorised officials are admitted.

PASSAGE CONTROL (PC)

In order to check that the riders are respecting the itinerary in the Road Book, passage controls (PC) may be set up at locations mentioned and numbered in the Road Book. These controls will be associated to a waypoint and identified by the signs shown in Appendix 3.

PROHIBITED SERVICE

The use or receipt by the rider of any manufactured materials (solid or liquid, unless supplied by the organisers), spare parts, tools or equipment other than those carried in competing vehicles, or the presence of person(s) in the vicinity of the vehicle.

RALLY HEADQUARTERS (HQ)

The HQ is the administrative centre of an event. During the competition elements, it is also the location from which the Clerk of the Course carries out his tasks (Rally Control).

RECONNAISSANCE

The presence of a competitor, or anyone connected with a competitor, on any part of the itinerary of an event.

REGROUP

A stop scheduled by the Organiser which may be under parc fermé conditions, having a time control at the entrance and exit to enable the schedule to be followed and/or to regroup the vehicles still in the event. The stopping time may vary from rider to rider.

ROAD SECTIONS

The parts of an itinerary which are not used for Selective Sections.

SECTION OF THE EVENT (SECTION)

Each part of the event separated by a regroup.

SELECTIVE SECTION (SS)

Timed speed test on roads/open country not closed to the public for the event.

SERVICE

Any work on a competing vehicle except where limited in these regulations.

SZ

The start of the speed control zone marked in the road book and coincident with a waypoint. In case of discrepancy between the two, the waypoint will be binding.

TECHNICAL ZONE

A zone for the purpose of carrying out technical checks by the scrutineers.






























TIMECARD







A card intended for the entry of times recorded at the different control points and entries made by Passage Controls scheduled on the itinerary.

WAYPOINT (WP)

A waypoint is a geographical point defined by coordinates of longitude and latitude. There are several types of waypoints.

Appendix 6 – Control signs

CONTROL TYPE TYPE DE CONTRÔLE	CONTROL ZONE (diameter of signs: about 70cm) ZONE DE CONTRÔLE (diamètre des panneaux de signalisation : 70 cm environ)		
Direction of travel Sens du parcours	⇄		
	← PARC FERME →		
	YELLOW SIGNS - Zone entry PANNEAUX JAUNES - Début de zone	RED SIGNS - Compulsory stop PANNEAUX ROUGES - Arrêt obligatoire	BEIGE SIGNS - End of zone PANNEAUX BEIGES - Fin de zone
PASSAGE CONTROL CONTRÔLE DE PASSAGE	 ← 25 m min →	 ← 25 m →	
TIME CONTROL (TC) CONTRÔLE HORAIRE	 ← 25 m min →	 ← 25 m →	
TC AT SERVICE PARK ENTRÉE CH ENTRÉE DU PARC D'ASSISTANCE	 ← 5 m →	 ← 5 m →	
TC AT SERVICE PARK EXIT CH SORTIE DU PARC D'ASSISTANCE	 ← 5 m →	 ← 5 m →	
TIME CONTROL (TC) AND SS START CH ET DEPART DE SS	 ← 25 m min →	 ← 50-200 m →	 ← 25 m →
SS START NEXT PART OF AN SS COMMENCER LA PARTIE SUIVANTE D'UN SS	 ← 50-200 m →	 ← 25 m →	
FINISHES OF SS FINIS DE SS	 ← 100 m →	 ← 150-300m → FLYING FINISH (NO STOP) LIGNE D'ARRIVÉE	 No TC sign ← 25 m →
OTHER FIA STANDARD RALLY SIGNS (diameter of the signs: about 70cm) AUTRES PANNEAUX DE SIGNALISATION STANDARD DE LA FIA (diamètre des panneaux : 70 cm environ)			
BLACK SYMBOL ON A BLUE BACKGROUND SYMBÔLE NOIR SUR FOND BLEU			
TYRE MARKING / CHECKING MARQUAGE / VÉRIFICATION DES PNEUS		Sign for all tyre operations; only tyre marking and tyre checking allowed in this zone. Panneau pour toutes les opérations liées aux pneus; seul le marquage et le contrôle des pneus sont autorisés dans cette zone.	
REFUELLING ZONE ZONE DE RÉAVITALEMENT		Sign for all refuel operations (not on public fuel stations); only refuelling allowed in this zone. Panneau pour toutes les opérations liées aux ravitaillements; (pas sur les stations d'essence publiques); seul le ravitaillement est autorisé dans cette zone.	
SERVICE ZONES ZONES DE SERVICE		Sign for service operations outside the service park/bivouac. Panneau pour toutes les opérations liées aux services en dehors du parc d'assistance / bivouac.	
MEDIA ZONES ZONES MEDIAS		Sign for media zones, only actions permitted by the regulations are allowed in this zone. Panneau pour les zones réservées aux médias; seules les actions prévues au règlement sont autorisées dans cette zone.	

<p>TIME CONTROL CONTRÔLE HORAIRE</p>  <p>Color of control area entry: YELLOW Color of control: RED Couleur de début de zone : JAUNE Couleur du contrôle : ROUGE</p>	<p>SS START DEPART DE SS</p>  <p>Color of control area entry: YELLOW Color of control: RED Couleur de début de zone : JAUNE Couleur du contrôle : ROUGE</p>	<p>FLYING FINISH LINE LIGNE D'ARRIVÉE LANCÉE</p>  <p>Color of control area entry: YELLOW Color of control: RED Couleur de début de zone : JAUNE Couleur du contrôle : ROUGE</p>
<p>STOP CONTROL CONTRÔLE STOP</p>  <p>Color: RED Couleur : ROUGE</p>	<p>PASSAGE CONTROL CONTRÔLE DE PASSAGE</p>  <p>Color of control area entry: YELLOW Color of control: RED Couleur de début de zone : JAUNE Couleur du contrôle : ROUGE</p>	<p>END OF CONTROL ZONE FIN DE LA ZONE DE CONTRÔLE</p>  <p>Color: BEIGE Couleur : BEIGE</p>