

Date: 10.02.2023

Time: 12:00

Subject: BULLETIN No: 2

Document No: 1:2

From: The Organizing Committee

To: All competitors / crew members

Number of pages: 2

Attachments: 3

1

1/ Rally route (new)

To avoid extensive flooded areas resulting from heavy rain that recently affected the state of Qatar, the following route modifications were implemented:

SS 3/6 Ras Laffan 1 & 2

The stage route is modified from km 10,64 (box 34 of road book) to km 14,67 (box 46 of road book).

The alternative route (3,87 km long) is described in attachment 1.

The total length of SS 3/6 is 15,44 km.

The total route distance from SS 3 start to TC 4 (and from SS 6 start to TC 7) is 16,41 km; the allotted time (00:22) remains unchanged.

SS 10/13 Umm Birka 1 & 2

The stage route is modified from km 13,95 (box 36 of road book) to km 14,70 (box 38 of road book).

The alternative route (0,63 km long) is described in attachment 2.

The total length of SS 10/13 is 24,45 km.

The total route distance from SS 10 start to TC 10A (and from SS 13 start to TC 13A) is 68,43 km; the allotted time (01:04) remains unchanged.

2/ Supplementary regulations / Art. 1.2 – Length of Special Stages and Road surface (updated)

Leg 1: Gravel 96,58 km Asphalt 3,27 km

Leg 2: Gravel 109,28 km

3/ Supplementary regulations / Art. 1.3 – Overall SS distance and total distance of the itinerary (updated)

Number of Legs: 2

Number of Sections: 5

Number of Special Stages: 13

Total distance of the itinerary: 615,20 km

Overall length of Special Stages: 209,13 km

4/ Supplementary Regulations / Art. 3 – Programme (amended)

Thursday, 16 February

20.10h 20.15h	Finish of section 1 (estimated time for 1 st car)	Lusail Sports Arena
---------------	--	---------------------

5/ Supplementary regulations / Art. 9.1 – Reconnaissance registration & Art. 10.2 – Administrative checks / Schedule (updated)

Tuesday, 14 February

Time	Crew	Time	Crew	Time	Crew	Time	Crew
16:00	1	17:00	14	18:00	16	19:00	9
16:10	6	17:10	18	18:10	23	19:10	8
16:20	22	17:20	12	18:20	24	19:20	7
16:30	5	17:30	15	18:30	25	19:30	4
16:40	10	17:40	17	18:40	20	19:40	3
16:50	11	17:50	21	18:50	19	19:50	2



6/ Supplementary Regulations / Art. 11.1 – Scrutineering / Schedule (updated)

Wednesday, 15 February

Thursday, 16 February

Time	Cars	Time	Cars	Time	Cars
18:00	10 / 18	07:00	6 / 17	09:00	4 / 24
18:30	11 / 12	07:30	9 / 21	09:30	7 / 25
19:00	15 / 20	08:00	1 / 23	10:00	3 / 14
19:30	16 / 19	08:30	8 / 22	10:30	5
				11:00	2

7/ Art. 12.5 – Super special stage procedure and running order (to be added)

The start at TCO and for the Super Special Stage will be given in descending order of the competition numbers.

8/ Art. 13 – Identification of Officials (amended)

SS Safety Marshal	Orange Yellow tabard with text «Safety Marshal»
-------------------	---

9/ Supplementary Regulations / Appendix 1 – Itinerary (updated)

Please find attached revised itinerary (attachment 3).

The Organizing Committee

Leg 1 (Thursday)

16.02.2023

TC	LOCATION	SS dist.	Liaison dist.	Total dist.	Target time	
START Leg 1						
Al Maha Island						
0	Rally Start		0,0	0,0	19:00	
1	LCSC Karting Academy		15,74	15,74	00:25 19:25	
SS1	LCSC Karting Academy	3,27			20:00	
1A*	Parc Fermé IN		1,45	4,72	00:15 20:15	
Thursday totals		3,27	17,19	20,46		
* Permitted early check-in					Sunrise	06:08
					Sunset	17:28

Section 1

Leg 1 (Friday)

17.02.2023

TC	LOCATION	SS dist.	Liaison dist.	Total dist.	Target time	
START Leg 1 / Section 2						
Lusail Sports Arena						
1B	Parc Fermé OUT - Service IN		0,0	0,0	09:00	
Service A (Lusail Sports Arena)		3,27	17,19	20,46	00:15	
1C	Service OUT				09:15	
RZ	Refuel	3,27	17,19	20,46		
1	Distance to next refuel	48,29	79,69	127,98		
2	Industrial Area		31,19	31,19	00:37 09:52	
SS2	Al Khor 1	16,15			09:55	
3	Ras Laffan		17,63	33,78	00:37 10:32	
SS3	Ras Laffan 1	15,44			10:35	
4	Grayyat Al Faida		0,97	16,41	00:22 10:57	
SS4	Al Thakhira 1	16,70			11:00	
4A	Regroup & Technical Zone IN		29,90	46,60	00:45 11:45	
4B	Regroup OUT - Service IN				00:15 12:00	
Service B (Lusail Sports Arena)		48,29	79,69	127,98	00:30	
4C	Service OUT				12:30	
RZ	Refuel	48,29	79,69	127,98		
2	Distance to next refuel	48,29	79,69	127,98		
5	Industrial Area		31,19	31,19	00:37 13:07	
SS5	Al Khor 2	16,15			13:10	
6	Ras Laffan		17,63	33,78	00:37 13:47	
SS6	Ras Laffan 2	15,44			13:50	
7	Grayyat Al Faida		0,97	16,41	00:22 14:12	
SS7	Al Thakhira 2	16,70			14:15	
7A*	Parc Fermé IN		29,90	46,60	00:45 15:00	
7B	Parc Fermé OUT - Flexi Service IN					
Flexi Service C (Lusail Sports Arena)		48,29	79,69	127,98	00:45	
7C*	Flexi Service OUT - Parc Fermé IN				18:30	
<i>All cars must be returned to Parc Fermé no later than</i>						
Friday totals		96,58	159,38	255,96		
* Permitted early check-in					Sunrise	06:07
					Sunset	17:28

Section 2

Section 3

Leg 2 (Saturday)

18.02.2023



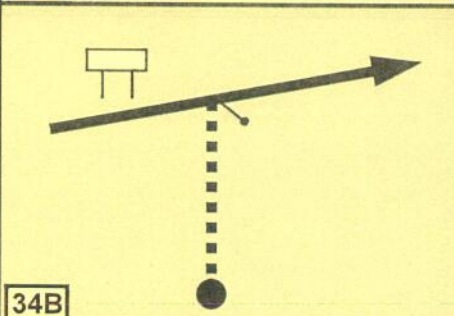


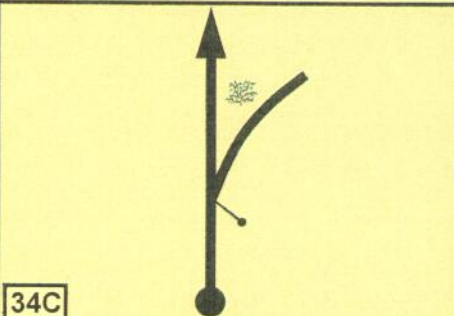
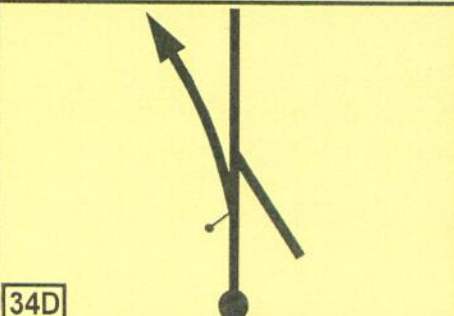
TC	LOCATION	SS dist.	Liaison dist.	Total dist.	Target time	First car due	
START Leg 2							
Lusail Sports Arena							
7D	Parc Fermé OUT - Service IN		0,0	0,0		07:30	
Service D (Lusail Sports Arena)		0,00	0,00	0,00	00:15		
7E	Service OUT					07:45	
RZ	Refuel	48,29	79,69	127,98			
3	Distance to next refuel	30,19	69,94	100,13			
8	Al Mashrab		60,53	60,53	01:00	08:45	
SS8	Waab Al Mashrab 1	15,28				08:48	
9	Al Waab		3,86	19,14	00:25	09:13	
SS9	Al Waab 1	14,91				09:16	
	Umm Al Qahab		5,55	20,46			
RZ	Refuel	30,19	69,94	100,13			
4	Distance to next refuel	24,45	44,81	69,26			
10	Umm Al Qahab		6,38	21,29	00:32	09:48	
SS10	Umm Birka 1	24,45				09:51	
10A	Regroup & Technical Zone IN		43,98	68,43	01:04	10:55	
10B	Regroup OUT - Service IN				00:15	11:10	
Service E (Lusail Sports Arena)		54,64	114,75	169,39	00:30		
10C	Service OUT					11:40	
RZ	Refuel	24,45	44,81	69,26			
5	Distance to next refuel	30,19	69,94	100,13			
11	Al Mashrab		60,53	60,53	01:00	12:40	
SS11	Waab Al Mashrab 2	15,28				12:43	
12	Al Waab		3,86	19,14	00:25	13:08	
SS12	Al Waab 2	14,91				13:11	
	Umm Al Qahab		5,55	20,46			
RZ	Refuel	30,19	69,94	100,13			
6	Distance to next refuel	24,45	44,81	69,26			
13	Umm Al Qahab		6,38	21,29	00:32	13:43	
SS13	Umm Birka 2	24,45				13:46	
13A	Regroup & Technical Zone IN		43,98	68,43	01:04	14:50	
13B	Technical Zone OUT - Service IN				00:03	14:53	
Service F (Lusail Sports Arena)		54,64	114,75	169,39	00:10		
13C*	Service OUT - Parc Fermé IN					15:03	
Saturday totals		109,28	229,50	338,78			
* Permitted early check-in						Sunrise	06:06
						Sunset	17:29

Section 4

Section 5

TOTALS OF THE RALLY				
	SS	Liaison	Total	%
Thursday - 1 SS	3,27	17,19	20,46	16,0%
Friday - 6 SS	96,58	159,38	255,96	Special 37,7%
Saturday - 6 SS	109,28	229,50	338,78	Stages 32,3%
Total - 13 SS	209,13	406,07	615,20	34,0%

(v4 - 08.02.2023)

ATTACHMENT 1		DISTANCE:		DAY:	
ROUTE MODIFICATION				SECTION	
SPECIAL STAGE:		AVERAGE		TIME ALLOWED:	
Ras Laffan 1/2 (15,44 km)					
DISTANCE		DIRECTION	INFORMATION	REGRESS. DISTANCE	
TOTAL	PARTIAL				
10,64	0,55				6,11
10,89	0,26				
11,08	0,19		 R03  ER 4 N 25° 46.842' E 51° 32.730'		
11,86	0,78				
12,64	0,78				

Section 2/3

SS 3/6 Ras Laffan

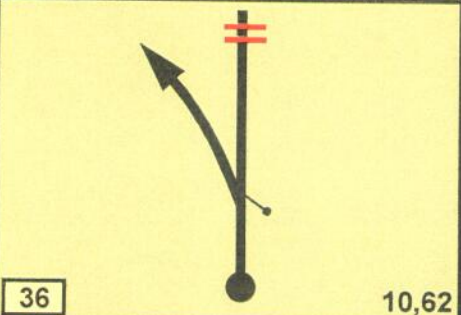
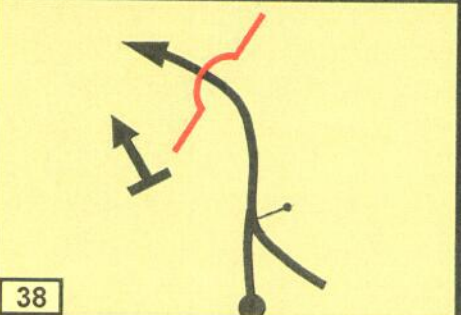
Section 2/3

**ATTACHMENT 1
ROUTE MODIFICATION**

DISTANCE:	DAY:
	SECTION
AVERAGE	TIME ALLOWED:

SPECIAL STAGE:
Ras Laffan 1/2 (15,44 km)

DISTANCE		DIRECTION	INFORMATION	REGRESS. DISTANCE
TOTAL	PARTIAL			
13,48	0,84	<p>34E</p>		
13,84	0,36	<p>34F</p>		
14,22	0,38	<p>34G</p>		
14,34	0,12	<p>34H</p>		
14,51 — 14,67	0,17	<p>46</p>		2,08
				0,93

ATTACHMENT 2		DISTANCE:		DAY:	
ROUTE MODIFICATION				SECTION	
SPECIAL STAGE:		AVERAGE		TIME ALLOWED:	
Umm Birka (24,45 km)					
DISTANCE		DIRECTION	INFORMATION	REGRESS. DISTANCE	
TOTAL	PARTIAL				
13,95	0,47	 <div style="display: flex; justify-content: space-between; width: 100%;"> [36] 10,62 </div>			54,60
14,58	0,63	 <div style="display: flex; justify-content: space-between; width: 100%;"> [38] </div>			53,85
14,70					

Section 4/5

SS 10/13 Umm Birka