

**2024 QTCC 2K**  
LCSC  
QTCC 2K Practice Session  
Classification

No Drivers	Team	Car	Cl.	Time	Lap Total	Gap	Kph
1 6 A. ALASIRI			2K	<b>2:24.369</b>	5 6	- -	135.9
2 7 M. AL-HAJRI			2K	<b>2:28.368</b>	3 11	+3.999 +3.999	132.3
3 17 O. KARAMA			2K	<b>2:35.645</b>	9 10	+11.276 +7.277	126.1
4 8 Y. AL-JABRI			2K	<b>3:01.248</b>	2 5	+36.879+25.603	108.3
5 10 A. ALSAYED			2K				
6 23 I. AL-MANNAI			2K		1		

**Fastest Lap:** Lap 5 Ahmed ALASIRI **2:24.369** 135.9 Kph

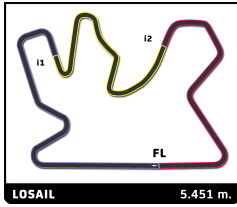
The results are provisional until the end of the limit for protests and appeals.

The limit time for protest expires 30' after publication of results.-Time .....

Published at: .....

Track Status: **DRY**

<b>Race Director</b>		<b>Timekeeper:</b>	
----------------------	--	--------------------	--



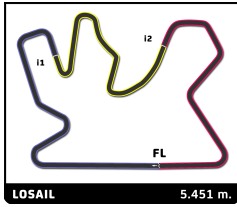
**2024 QTCC 2K**  
LCSC  
QTCC 2K Practice Session

Classification by Driver Fastest Lap

No	Team	Car	Class	Driver	Time Lap	Total	Gap	Kph
1	6		2K	Ahmed ALASIRI	2:24.369	5	6	135.9
2	7		2K	Mansour AL-HAJRI	2:28.368	3	11	3.999 132.3
3	17		2K	Omran KARAMA	2:35.645	9	10	11.276 126.1
4	8		2K	Yousef AL-JABRI	3:01.248	2	5	36.879 108.3
5	23		2K	Ibrahim AL-MANNAI			1	
6	10		2K	Abdulaziz ALSAYED				

The results are provisional until the end of the limit for protests and appeals.  
The limit time for protest expires 30' after publication of results.-Time .....  
Published at: .....

<b>Race Director</b>		<b>Timekeeper:</b>	
----------------------	--	--------------------	--



**2024 QTCC 2K**  
**LCSC**  
After QTCC 2K Practice Session

Classification by Driver Fastest Lap

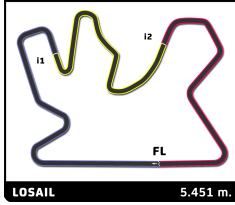
No	Team	Car	Class	Driver	Time	Laps	Gap	Kph	Session
1	6		2K	Ahmed ALASIRI	2:24.369	6		135.9	QTCC 2K Practice Sess
2	7		2K	Mansour AL-HAJRI	2:28.368	11	3.999	132.3	QTCC 2K Practice Sess
3	17		2K	Omran KARAMA	2:35.645	10	11.276	126.1	QTCC 2K Practice Sess
4	8		2K	Yousef AL-JABRI	3:01.248	5	36.879	108.3	QTCC 2K Practice Sess
5	23		2K	Ibrahim AL-MANNAI		1			
6	10		2K	Abdulaziz ALSAYED					

The results are provisional until the end of the limit for protests and appeals.

The limit time for protest expires 30' after publication of results.-Time .....

Published at: .....

<b>Race Director</b>		<b>Timekeeper:</b>	
----------------------	--	--------------------	--



## 2024 QTCC 2K

LCSC

After QTCC 2K Practice Session

Classification by Driver And Class Fastest Lap

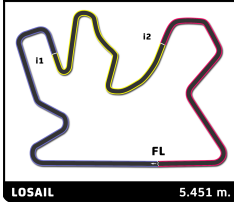
No	Team	Car	Class	Driver	Time	Laps	Gap	Kph	Session
<b>2K</b>									
1	6		2K	Ahmed ALASIRI	2:24.369	6		135.9	QTCC 2K Practice Sess
2	7		2K	Mansour AL-HAJRI	2:28.368	11	3.999	132.3	QTCC 2K Practice Sess
3	17		2K	Omran KARAMA	2:35.645	10	11.276	126.1	QTCC 2K Practice Sess
4	8		2K	Yousef AL-JABRI	3:01.248	5	36.879	108.3	QTCC 2K Practice Sess
	23		2K	Ibrahim AL-MANNAI		1			
	10		2K	Abdulaziz ALSAYED					

The results are provisional until the end of the limit for protests and appeals.

The limit time for protest expires 30' after publication of results.-Time .....

Published at: .....

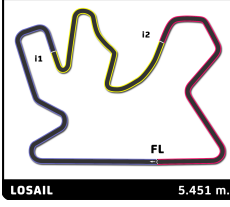
<b>Race Director</b>	<b>Timekeeper:</b>



**2024 QTCC 2K**  
LCSC  
QTCC 2K Practice Session

Best Sector Times

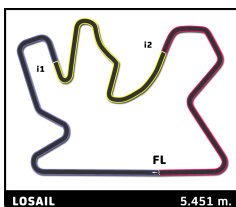
Sector 1		Sector 2		Sector 3		No Team	Class	Ideal Lap	Best Lap		
No Driver	Time	No Driver	Time	No Driver	Time						
1	6 A.ALASIRI	51.512	7 M.AL-HAJRI	22.484	6 A.ALASIRI	1:10.095	1	6	2K	2:24.129	2:24.369 (1)
2	7 M.AL-HAJRI	53.270	6 A.ALASIRI	22.522	7 M.AL-HAJRI	1:11.531	2	7	2K	2:27.285	2:28.368 (2)
3	17 O.KARAMA	56.313	17 O.KARAMA	24.252	17 O.KARAMA	1:15.023	3	17	2K	2:35.588	2:35.645 (3)
4	8 Y.AL-JABRI	1:03.319	8 Y.AL-JABRI	28.168	8 Y.AL-JABRI	1:25.182	4	8	2K	2:56.669	3:01.248 (4)



## 2024 QTCC 2K LCSC QTCC 2K Practice Session

### Fastest Lap Sequence

Elapsed	No Team	Car	Class	Driver	Time	Kph	Lap
11:08.650	7		2K	Mansour AL-HAJRI	<b>2:46.106</b>	118.1	2
13:37.018	7		2K	Mansour AL-HAJRI	<b>2:28.368</b>	132.3	3
1:06:16.463	6		2K	Ahmed ALASIRI	<b>2:28.302</b>	132.3	2
2:24:13.915	6		2K	Ahmed ALASIRI	<b>2:24.369</b>	135.9	5



## 2024 QTCC 2K LCSC QTCC 2K Practice Session

### Sector Analysis

— Invalidated Lap    ■ Personal Best    ■ Session Best    B Crossing the pit lane

Lap D	Time	Sector 1	Sector 2	Sector 3	Kph	Elapsed	Lap D	Time	Sector 1	Sector 2	Sector 3	Kph	Elapsed
<b>6</b> 1.Ahmed ALASIRI 2K													
1	1:03:48.161	...	24.314	1:12.002	5.1	1:03:48.161							
2	1:28.302	53.354	23.637	1:11.311	132.3	1:06:16.463							
3	1:49.163 B	56.532	24.539	1:28.092	116.0	1:09:05.626							
4	1:12:43.920	...	<b>22.522</b>	1:10.414	4.5	2:21:49.546							
5	1:24.369	<b>51.512</b>	22.762	<b>1:10.095</b>	135.9	2:24:13.915							
6	1:44.766 B	54.465	23.612	1:26.689	119.1	2:26:58.681							
<b>7</b> 1.Mansour AL-HAJRI 2K													
1	8:22.544	6:17.612	29.759	1:35.173	39.0	8:22.544							
2	1:26.106	54.988	25.635	1:25.483	118.1	11:08.650							
3	<b>2:28.368</b>	<b>53.270</b>	23.136	1:11.962	132.3	13:37.018							
4	1:58.940 B	1:02.133	25.634	1:31.173	109.7	16:35.958							
5	1:45:50.533	...	23.873	1:31.269	7.1	1:02:26.491							
6	1:32.134	54.601	24.085	1:13.448	129.0	1:04:58.625							
7	1:24:11.111	1:00.829	25.319	1:14.963	121.8	1:07:39.736							
8	1:32.809	57.989	23.289	<b>1:11.531</b>	128.4	1:10:12.545							
9	1:44.719 B	57.788	<b>22.484</b>	1:24.447	119.1	1:12:57.264							
10	1:40:18.241	...	22.500	1:13.837	8.1	1:53:15.505							
11	1:23:1.489	55.071	23.687	1:12.731	129.5	1:55:46.994							
<b>8</b> 1.Yousef AL-JABRI 2K													
1	10:51.607	8:40.063	31.131	1:40.413	30.1	10:51.607							
2	<b>3:01.248</b>	1:07.842	28.224	<b>1:25.182</b>	108.3	13:52.855							
3	1:38.871 B	<b>1:03.319</b>	28.318	1:47.234	98.7	17:11.726							
4	1:7:54.861	5:57.508	<b>28.168</b>	1:29.185	41.3	25:06.587							
5	1:35:50.579 B	1:12.611	32.287	2:05.681	85.1	28:57.166							
<b>17</b> 1.Omran KARAMA 2K													
1	14:32.507	...	28.075	1:31.266	22.5	14:32.507							
2	1:24.602	59.402	25.543	1:21.076	118.2	17:18.528							
3	1:42.424	58.834	24.936	1:18.654	120.8	20:00.952							
4	1:40.562	57.700	25.000	1:17.862	122.2	22:41.514							
5	1:38.731	57.275	24.432	1:17.024	123.6	25:20.245							
6	1:37.409	1:07.350	31.939	1:48.120	94.6	28:47.654							
7	1:37.514	56.833	<b>24.252</b>	1:16.429	124.6	31:25.168							
8	1:37.154	56.608	24.298	1:16.248	124.9	34:02.322							
9	1: <b>2:35.645</b>	<b>56.313</b>	24.309	<b>1:15.023</b>	126.1	36:37.967							
10	1:32:29.279 B	1:01.103	33.134	1:55.042	93.8	40:07.246							
<b>23</b> 1.Ibrahim AL-MANNAI 2K													
1	17:05.615 B	...	<b>42.276</b>	3:15.980	19.1	17:05.615							